

FEATURES

- 24VAC or DC operation
- Optically isolated input
- Zero & span potentiometers
- Small size 1.10" by 2.19"
- Two mounting options

APPLICATIONS


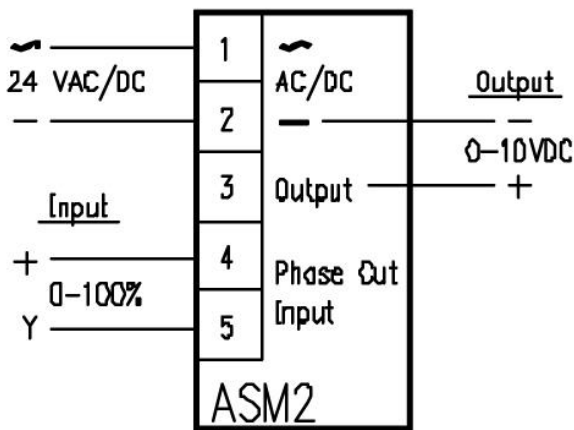
- Converts phase cut to drive valve or damper actuators
- Converts phase cut to drive most VFD's
- Provides phase cut isolation for multiple zone valves

DESCRIPTION & OPERATION

The ASM2 was designed as a phase cut to analog signal scaling module. The ASM2's phase cut input is optically isolated allowing the output to be connected to devices that use one side on the 24VAC power as common. The ASM2 utilizes the full phase cut signal to produce its 0 to 10VDC output. It can be SnapTrack mounted for panel use or be potted with 12" pig-tail leads for field use.

The ASM2 uses a half-wave rectifier for 24VAC/DC power input, with terminal 2 being common for the power supply and output common. The phase cut signal passes through an opto-isolator, then through a linearization filter, and on to two op-amp stages where it is scaled to the desired output signal.

WIRING CONFIGURATION



SPECIFICATIONS

SIZE:	1.10"L x 2.19"W x 0.75"H
MOUNTING:	2.187" RDI snap track (supplied) or 2"L x 1"W Double sided foam tape
POWER:	24VAC ± 10%, 50/60Hz, 0.6VA 24VDC @ 25mA (or filtered DC)
INPUT:	0-20VDC phase cut
INPUT IMPEDANCE:	±3.6KΩ
ACTION:	Dir. With 2 Hz filtering
OUTPUT:	0-5VDC – Adjustable
ADJUSTMENTS:	Zero & span ± 20%
AMBIENT TEMPERATURE:	0-50°C

ORDERING INFORMATION

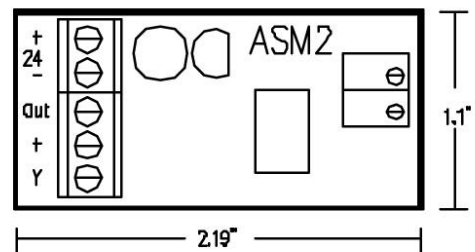
ASM2/XXX



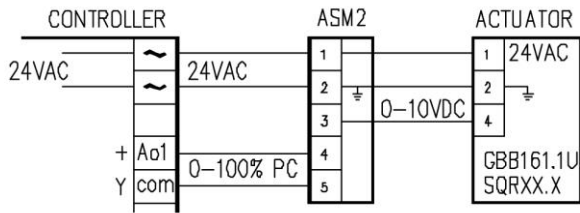
OUTPUT CODE OPTIONS

5V	0 to 5VDC
10V	0 to 10VDC

PHYSICAL CONFIGURATION

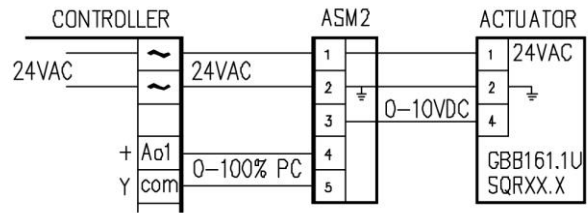


**APPLICATION 1
ACTUATOR INTERFACE
PHASE CUT TO 10VDC CONVERSION**



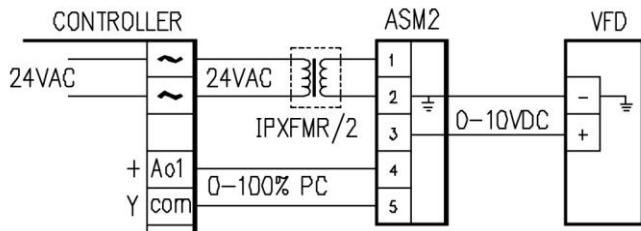
The ASM2/10V converts STAEFA's phase cut signal (0-100%) to a 0-10VDC output signal to drive Landis or Belimo damper actuators. The ASM2's phase cut input is optically isolated configured to accept the phase cut (+) & (Y) signal, the output signal is referenced to terminal 2 of the 24VAC/DC input.

**APPLICATION 2
VALVE ACTUATOR INTERFACE
PHASE CUT TO 10VDC CONVERSION**



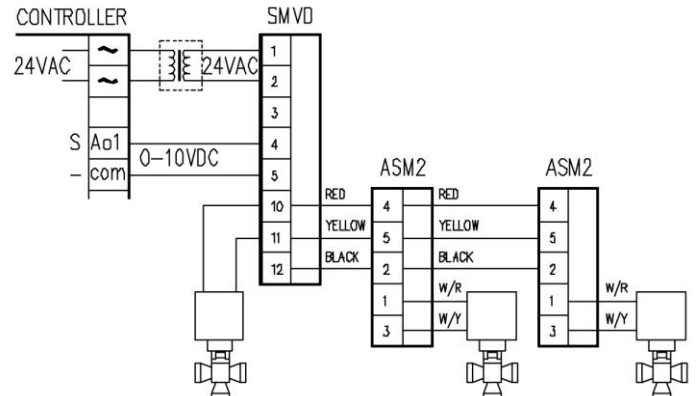
The ASM2/10V converts STAEFA's phase cut signal (0-100%) to a 0-10VDC output signal to drive Siemens valve actuators. The ASM2's phase cut input is optically isolated configured to accept the phase cut (+) & (Y) signal, the output signal is referenced to terminal 2 of the 24VAC/DC input.

**APPLICATION 3
VFD INTERFACE
PHASE CUT TO 10VDC CONVERSION**



The ASM2/10V converts STAEFA's phase cut signal (0-100%) to a 0-10VDC output signal to drive a VFD. The ASM2's phase cut input is optically isolated configured to accept the phase cut (+) & (Y) signal, the output signal is referenced to terminal 2 of the 24VAC input which should be transformer isolated from the 24VAC powering the controller to avoid ground loop and/or noise problems generated by the VFD.

**APPLICATION 4
ACTUATOR INTERFACE
PHASE CUT TO PHASE CUT ISOLATOR**



The SMVD converts the 0-10VDC or 4-20mA signal to a phase cut signal to drive the first STAEFA zone valve and an ASM2/PC/PC/ISO and its STAEFA zone valve. The ASM2 is powered by the SMVD's bridge rectifier and provides an isolated phase cut signal a second zone valve. The only limitation to the number of ASM2's and zone valves is the wattage of the SMVD driver. A SMVD/UNI/40W can drive a total of four AMS1 valve actuators and three ASM2 isolators, a SMVD/UNI/80W can drive 10 valves. The AMS1 zone valve actuator is rated at 8 watts each. *NOTE an isolation transformer is used when the controller's output common has the same potential as one side of the 24VAC power line.*